

Course Name: Computer Graphics CSCD18H3-F-LEC01 (INPER) Division: SCAR Session: F Session Codes: F = First/Fall, S = Second/Winter	Instructor: Francisco Estrada Section: LEC01 Delivery Mode: INPER
-------------------------------------------------------------------------------------------------------------------------------------------------------------------------	----------------------------------------------------------------------------------------------

Raters	Students
Responded	32
Invited	36

Section 1: Course Evaluation Overview

Part A. Core Institutional Items

Scale: 1 - Not At All 2 - Somewhat 3 - Moderately 4 - Mostly 5 - A Great Deal

Question	Summary	
	Mean	Median
I found the course intellectually stimulating.	4.4	5.0
The course provided me with a deeper understanding of the subject matter.	4.6	5.0
The instructor (Francisco Estrada) created an atmosphere that was conducive to my learning.	4.5	5.0
Course projects, assignments, tests, and/or exams improved my understanding of the course material.	4.4	5.0
Course projects, assignments, tests and/or exams provided opportunity for me to demonstrate an understanding of the course material.	4.3	5.0
Institutional Composite Mean	4.5	-

Scale: 1 - Poor 2 - Fair 3 - Good 4 - Very Good 5 - Excellent

Question	Summary	
	Mean	Median
6. Overall, the quality of my learning experience in this course was....	4.2	4.0

7. Please comment on the overall quality of the instruction in this course.

Comments
Very fun, very thorough. Expanded my knowledge of CG 100 fold
The course was a lot of fun; both in terms of what we learned in class and the assignments that we worked on. The professor being so enthusiastic about the course also made the learning a lot more enjoyable. There were some points where things would move a bit too fast for me to completely understand them or I would misunderstand them, but the assignments usually led to me realizing that something didn't line up and gave me the hint to go ask for clarification.
The quality of the instruction in this course is excellent, the professor taught through all course materials in detail. With the exercises and assignments, I could better understand the terminology and practical usage of different types ray tracers and the importance of features.
Interactive lectures, hands on activities (like making our own pinhole camera), encouraging engagement, and curiosity and using multiple delivery styles were a few things that made learning in this course fun, I think Paco's teaching was motivating. I find in busy semesters like this one for me, motivation to learn goes down sometimes. But I came in this course knowing I'd be interested in the topic, and with the way this course was delivered it's been a superb experience. Thank you for an awesome semester!
The instructor is very nice. He tries his best to make all the students to understand the course concepts and materials.
I think Paco is a great lecturer who makes sure all students understand the material and is creative in providing ways for students to learn.
I liked it covered a great deal of computer graphics
Very engaging lectures. Well structured.
N/A
The professor teaches absolutely amazingly and is very engaging!
The only thing I would mention, is that the quizzes and tests are worded in ways that are hard to answer. It feels like they could take a ton of explaining, like there is too much room for more and more explanations, and we could still be wrong. They are just often not clear and it is hard to get the answer right. If the tests were more direct and correctly doable it would help a ton.
This course was very insightful and I was able to learn something new and cool every week.
I really enjoyed going to class and learning about new stuff
The overall quality of this course was good. I was hoping this course would be an opportunity to be creative but I appreciated another opportunity to work on my problem solving skills.
Overall, the instruction of this course is clear, especially with the help of Perusall notes. But it could be better that we can have notes for those supplementary materials (like CSG, OcTree)
like it
I feel like some of the formula in course note is not very clear. for example, the "k/K" for samples is actually means add up the k result from unblocked sample Ray and average on a total of K sample rays, not multiply by "k/K".
Instructions are clear and high quality, I really enjoy learning in this course.
Paco creates a welcome environment. The course was fun, but too focused on some low-level mathematical aspects where it could have instead covered further graphics-related topics in that time and with little difference to the quality of that which was taught.
Prof. Estrada's computer graphics course was probably one of my top courses that I actually looked forward to, even if it didn't make my best grades. That's because his classes were probably some of the most difficult, but yet entertaining ones I've had in my first 4th year semester — and part of that comes from the welcoming environment that he creates with his general personality. The genera cycle, with the weekly readings and lecture does allowed me to learn a good deal of the material. and apart from the slight jankiness of Perusall (bookmarks don't quite work properly — I can't jump to an unloaded page), I otherwise have no other complaints. Thank you for the great semester!
– Engaging
Lectures were engaging and interesting, chalkboard can be a little difficult to read sometimes though so it could have been helpful if diagrams were drawn digitally and projected on a screen
I loved how the contents were taught in the course because it let me to participate with enthusiasm, and the course encouraged students to discuss on the contents, using the web app called Perusall. Also, the notes provided within the course were in high-quality and helpful to increase my understanding on this course.
The core concepts were explained clearly. I would prefer more written notes on implementing the crunchy stuff, so that we can figure those out on our own time. (Don't get me wrong! It's not that I don't want to come and see you during OH. I just prefer some extra material to work on :)

Comments

The course was paced rather well, and the material covered in the course was well explained and the diagrams really helped with visualizing the concepts explained. I think the assignments while interesting, required too much time I could not commit on top of other priorities, but the results were satisfying nonetheless. I think that the evaluations were fair and the exercises made sense, and if I had more time to dedicate to this course I would have found more enjoyment that I already had.

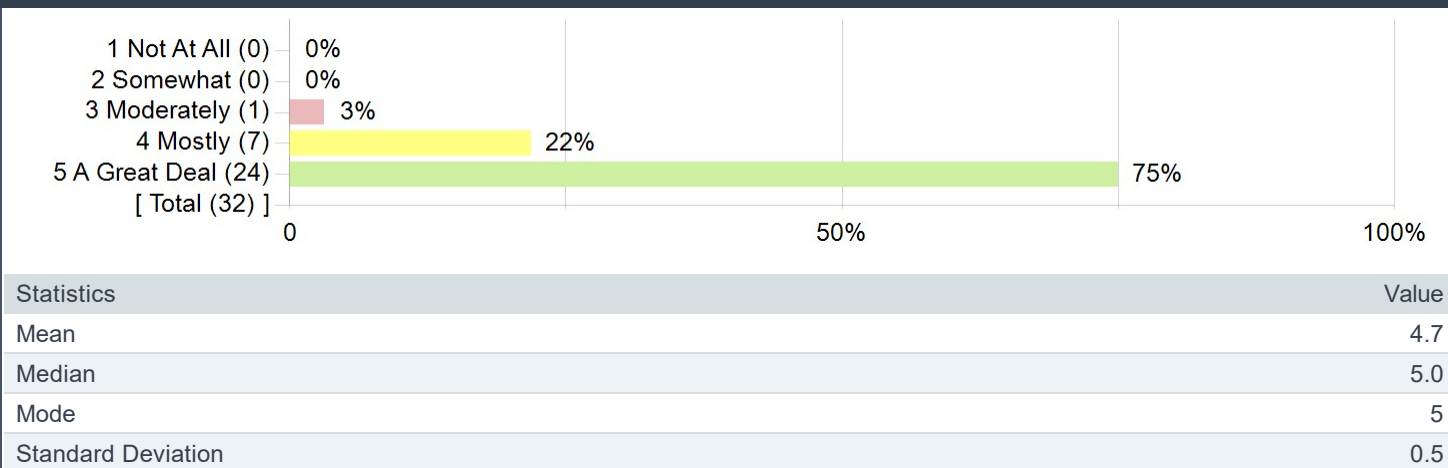
Great. All aspects of the education were excellent. However, I would have appreciated it if the marks were released more promptly. I understand the assignments perhaps took some time to grade, but the MATLAB assignments for example should not have taken as long. This would have helped us understand our flaws if any.

Great. I appreciate not having to take notes in class given the amount of content, the textbook is very comprehensive and easy to understand.

I think that the overall instruction was wonderful. I think that the topics chosen to focus on were good. Just as a personal note, I feel that I would've liked having a dedicated discussion to spectral light distribution and dispersion in class. I feel that this topic was mostly left to ourselves, and I during my personal research of the topic I was largely confused. We did somewhat talk about it later into the course, but we mostly discussed an implementation trick to getting dispersion to work. I feel that it was also not discussed because we "did it in A1", where it was actually a bonus "crunchy" feature. I understand that it's mostly a optics thing, and this isn't an optics course but I feel at least a quick overview would have been helpful.

14. The course instructor (**Francisco Estrada**) encouraged students to ask questions about the course material.

UTSCCMS003 The course instructor (**Francisco Estrada**) encouraged students to ask questions about the course material.



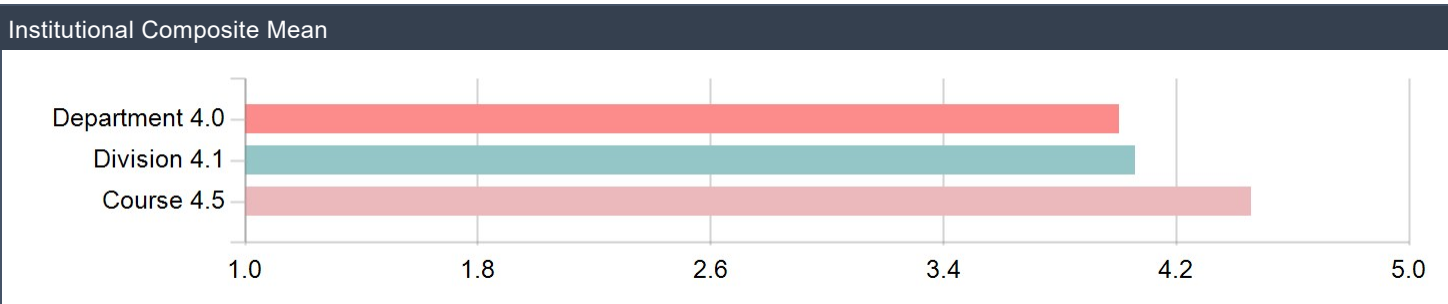
Section 3. Comparative Data

This section provides overall means for given comparators (e.g., division, department) alongside the mean values for a given course. Note that the comparators are calculated by pooling together all individual student survey responses (e.g., student responses for all of the courses in a department are pooled together and the departmental mean responses calculated from that). The provided comparators are thus a measure of the 'average' student experience for a unit or division; they are not a measure of the 'average' course in a unit or division. This calculation has the effect of giving large courses more 'weight' in the calculation of the comparator means. The effect of this on the calculated comparator varies depending on the relative proportion of large or small courses within a unit or division. As such, the departmental and divisional comparative mean values provided on course evaluations should not be regarded as an absolute and definitive benchmark.

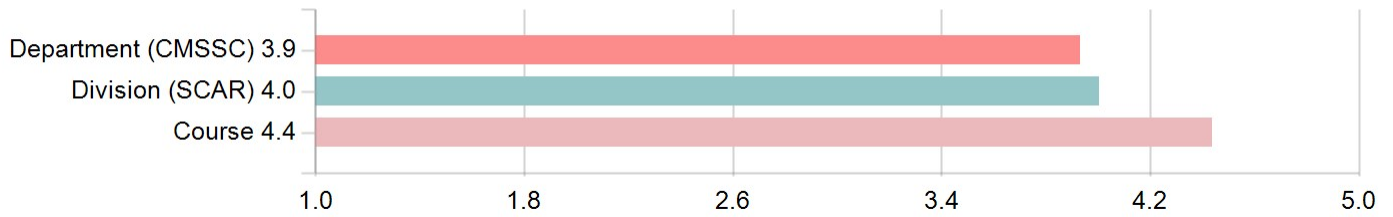
For example, if a department offered only two courses, one with 1000 students who all answered 3.5 and the other with 10 students who all answered 4.5 (so that the means would be 3.5 and 4.5 respectively), then the departmental mean provided on the course evaluations would be 3.51 since the calculation would be $[(3.5 \times 1000) + (4.5 \times 10)] / 1010 = 3.51$ and not $(3.5 + 4.5) / 2 = 4$.

Part A. Core Institutional Items

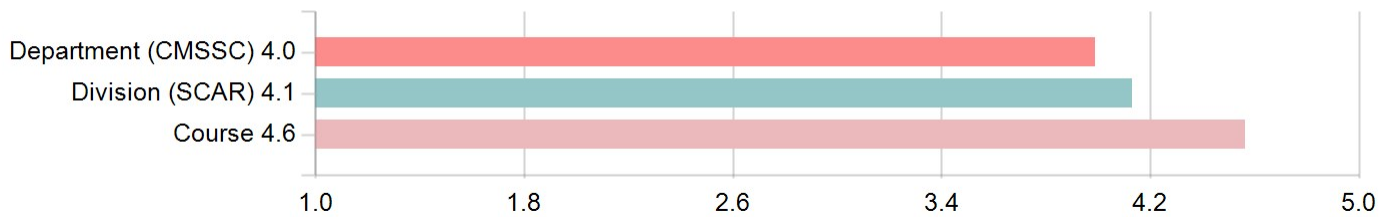
Scale: 1 - Not At All 2 - Somewhat 3 - Moderately 4 - Mostly 5 - A Great Deal



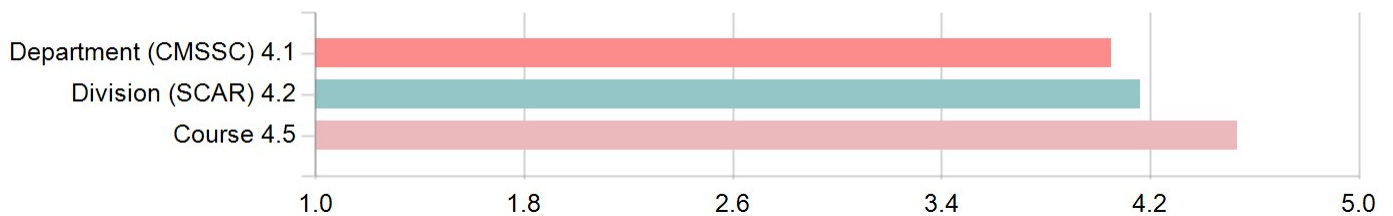
1. I found the course intellectually stimulating.



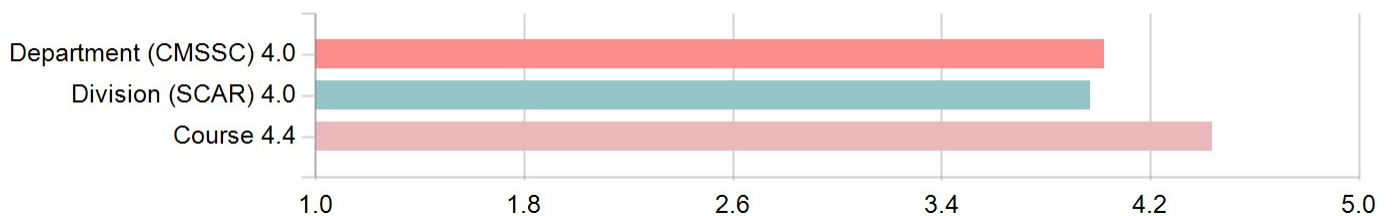
2. The course provided me with a deeper understanding of the subject matter.



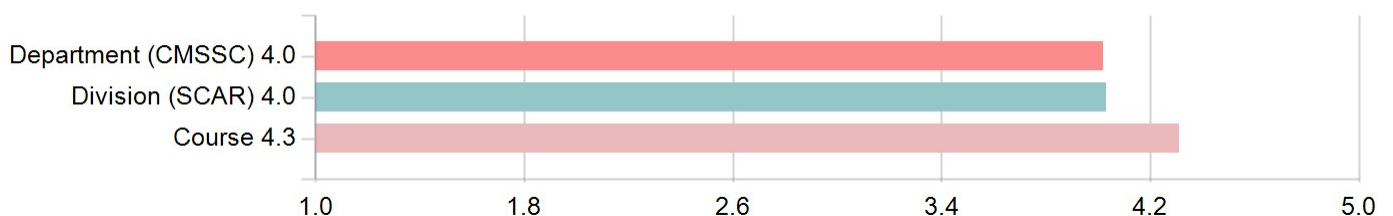
3. The instructor ([Francisco Estrada](#)) created an atmosphere that was conducive to my learning.



4. Course projects, assignments, tests, and/or exams improved my understanding of the course material.

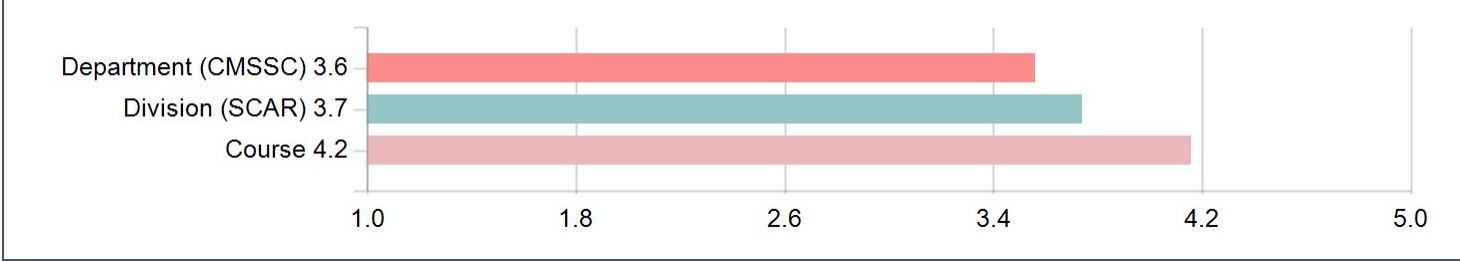


5. Course projects, assignments, tests and/or exams provided opportunity for me to demonstrate an understanding of the course material.



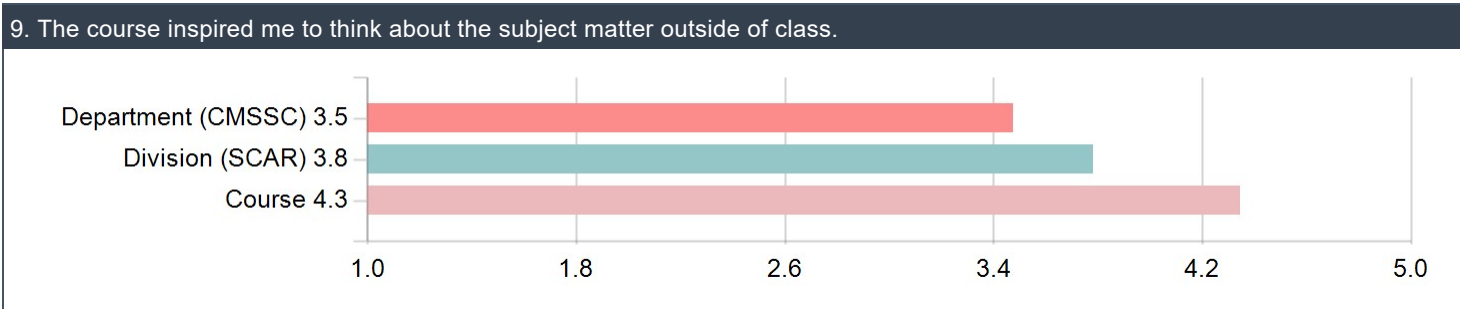
Scale: 1 - Poor 2 - Fair 3 - Good 4 - Very Good 5 - Excellent

6. Overall, the quality of my learning experience in this course was:

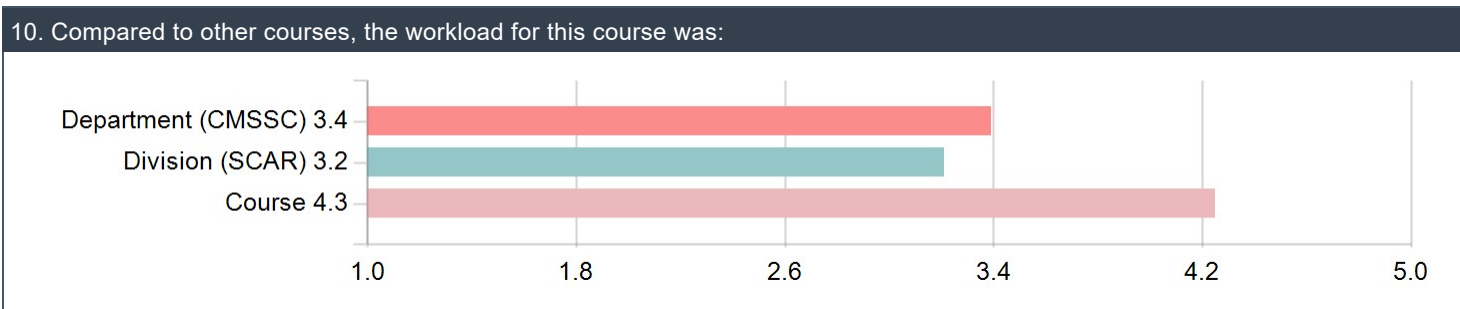


Part B. Divisional Items - UTSC

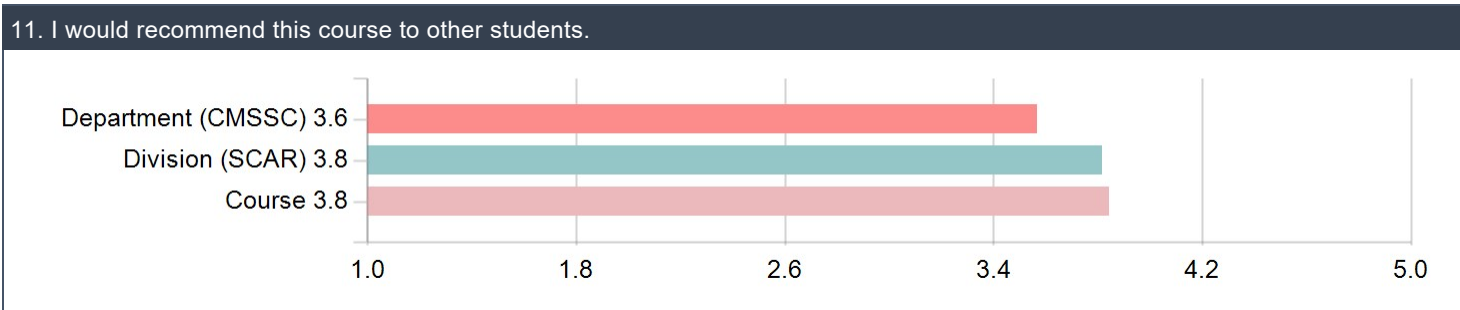
Scale: 1 - Not At All 2 - Somewhat 3 - Moderately 4 - Mostly 5 - A Great Deal



Scale: 1 - Very Light 2 - Light 3 - Average 4 - Heavy 5 - Very Heavy



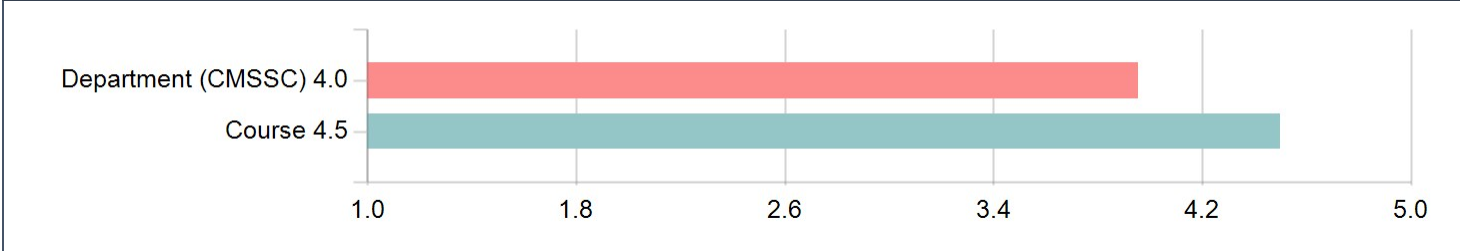
Scale: 1 - Not At All 2 - Somewhat 3 - Moderately 4 - Mostly 5 - Strongly



Part C. Departmental Items - Computer & Mathematical Sciences

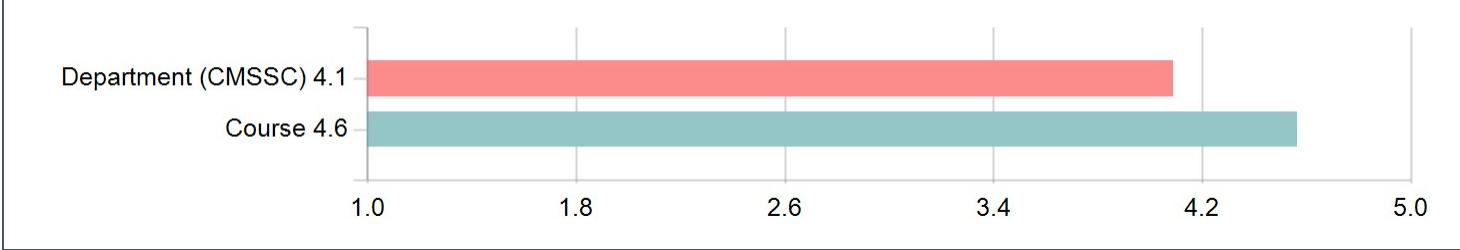
Scale: 1 - Not At All 2 - Somewhat 3 - Moderately 4 - Mostly 5 - A Great Deal

12. The course instructor ([Francisco Estrada](#)) explained concepts clearly.



Scale: 1 - Not At All 2 - Somewhat 3 - Moderately 4 - Mostly 5 - A Great Deal

13. Course assignments, projects, tests, and/or papers highlighted important concepts of the course.



Scale: 1 - Not At All 2 - Somewhat 3 - Moderately 4 - Mostly 5 - A Great Deal

14. The course instructor ([Francisco Estrada](#)) encouraged students to ask questions about the course material.

