



lecture 11: introduction to testing

csc302h
winter 2014

- a1 returned at end of lecture
- a2 due next week!
 - yes, it's due during reading week. submit electronically on cdf
 - give good instructions on how to run your code
 - extension?
- tutorial today: git basic basics





Introduction to Testing

Defects vs. Failures

Effectiveness of defect detection strategies

Basics of Testing

Testing and integration

Types of test coverage



Defects vs. Failures

Many causes of **defects** in software:

- Missing requirement
- Specification wrong
- Requirement that was infeasible
- Faulty system design
- Wrong algorithms
- Faulty implementation

Defects (may) lead to **failures**

- but the failure may show up somewhere else
- tracking the failure back to a defect can be hard

- one of my recent defects...calling this:

```
public static <T extends Enum<T>> T  
valueOf(Class<T> enumType, String name)
```

- but instead of passing name as the enum constant, i was passing the key I used when serializing it! led to failure. but:

```
Throws: IllegalArgumentException - if the specified  
enum type has no constant with the specified name...
```

- not when compiled to javascript with gwt!



Program Defects

Syntax Faults

incorrect use of programming constructs
(e.g. = for ==)

Algorithmic Faults

Branching too soon or too late
Testing for the wrong condition
Failure to initialize correctly
Failure to test for exceptions
e.g. divide by 0
Type mismatch

Precision Faults

E.g. mixed precision, floating point conversion, etc.

Documentation Faults

design docs or user manual is wrong

Stress Faults

E.g. overflowing buffers, lack of bounds checking

Timing Faults

processes fail to synchronize
events happen in the wrong order

Throughput Faults

Performance lower than required

Recovery faults

incorrect recovery after another failure
e.g. incorrect restore from backups

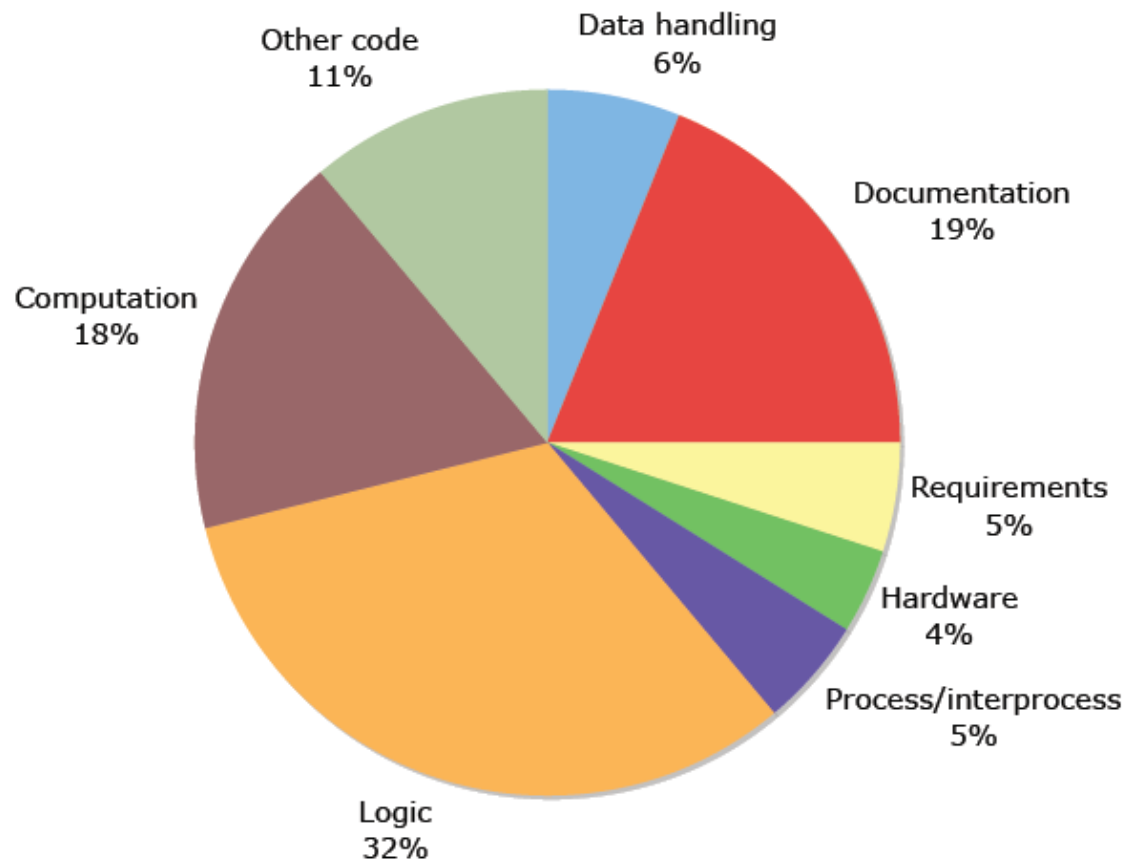
Hardware faults

hardware doesn't perform as expected



Defect Profiles

E.g. Data from Hewlett-Packard:

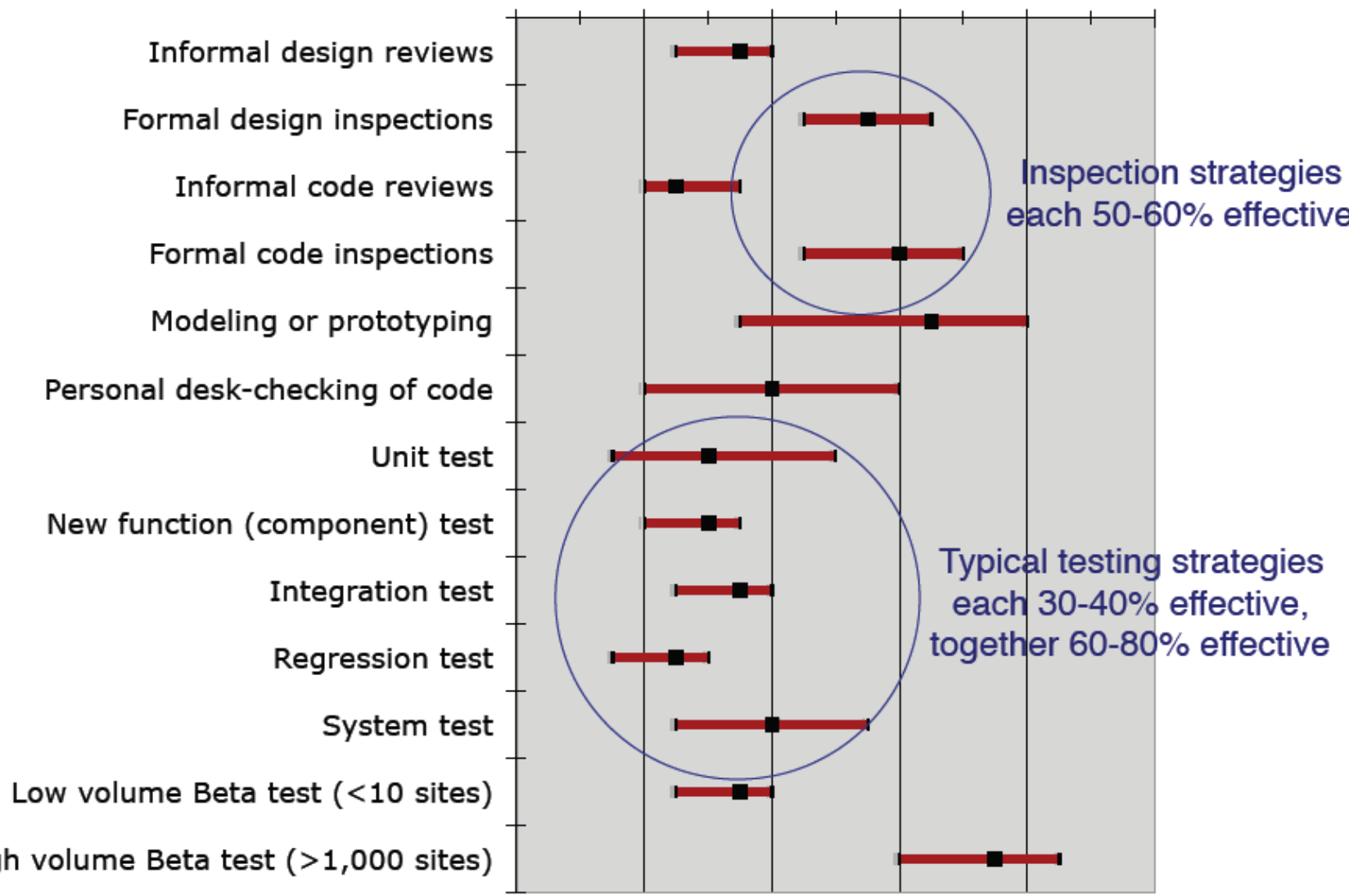


source: adapted from Pfleeger & Atlee 2006, Figure 8.2



Defect Detection Effectiveness

0% 20% 40% 60% 80% 100%



source: adapted from McConnell 2004, Table 20-2

Inspection strategies each 50-60% effective

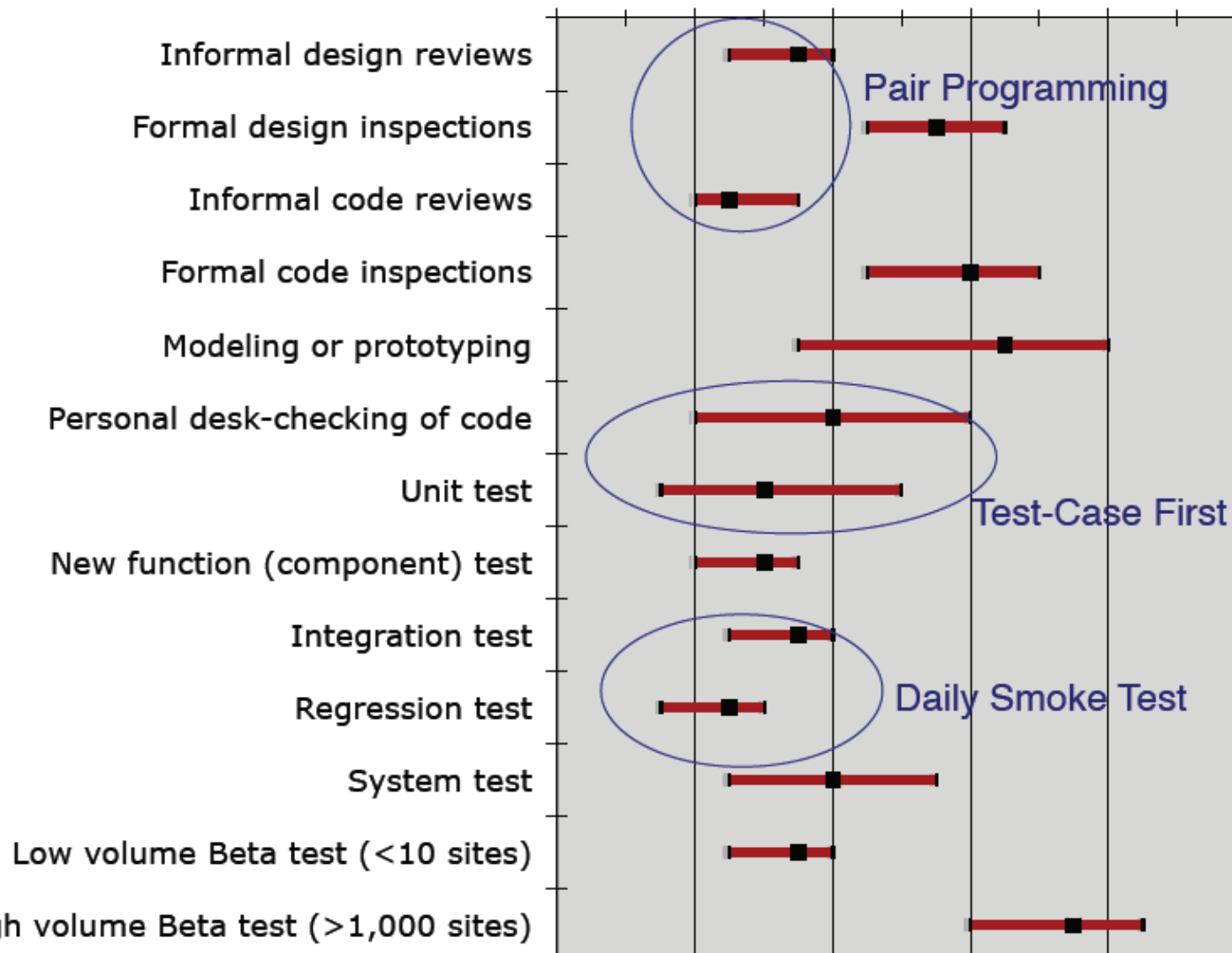
Typical testing strategies each 30-40% effective, together 60-80% effective





XP Practices

0% 20% 40% 60% 80% 100%



XP practices:
cumulatively
90% effective

source: adapted from McConnell 2004, Table 20-2



calculating effectiveness

formal design inspections & typical testing:

55% found, 45% remain (formal design inspections)

27% found, 18% remain (formal code review)

13% found, 5% remain (avg. typical testing)

= 95% effective

xp model:

35% found, 65% remain (informal design review)

16% found, 49% remain (informal code review)

20% found, 29% remain (personal code review)

8% found, 21% remain (unit testing)

7% found, 14% remain (integration test)

4% found, 10% remain (regression test)

= 90% effective



Observations

Use a combination of techniques

Different techniques find different defects

Different people find different defects

Testing alone is only 60-80% effective

Best organisations achieve 95% defect-removal

Inspection, Modeling, Prototyping, system tests, are all important

Costs vary:

e.g. IBM data:

3.5 hours per defect for inspection

15-25 hours per defect for testing

Costs of fixing defects also vary:

100 times more expensive to remove a defect after implementation than in design

1-step methods (e.g. inspection) cheaper than 2-step (e.g. test+debug)



“Quality is Free!”

Cost of Rework:

Industry average: 10-50 lines of delivered code per day per person

Debugging + re-testing = 50% of effort in traditional SE

Removing defects early saves money

Testing is easier if the defects are removed first

High quality software is delivered sooner at lower cost

How **not** to improve quality:

“Trying to improve quality by doing more testing
is like trying to diet by weighing yourself more often”



So, why Test?

Find important defects, to get them fixed

Assess the quality of the product

Help managers make release decisions ←

Block premature product releases ←

#4 is a subset of #3. also, must track arrival rate and departure rate along with absolute number

Help predict and control product support costs

Check interoperability with other products

Find safe scenarios for use of the product

Assess conformance to specifications

Certify the product meets a particular standard

Ensure the testing process meets accountability standards

Minimize the risk of safety-related lawsuits

Measure reliability

source: adapted from Kener 2006



Testing is Hard

Goal (as commonly understood) is unachievable

Cannot ever prove absence of errors

Finding no errors probably means your tests are ineffective

Goal is counter-intuitive

Aim is to find errors / break the software

(all other development activities aim to avoid errors / breaking the software)

It does not improve software quality

test results measure existing quality, but don't improve it

Test-debug cycle is the least effective way to improve quality

It requires you to assume your code is buggy

If you assume otherwise, you probably won't find them

Oh, and...

Testing is more effective if you removed the bugs first!



Appropriate Testing

Imagine:

you are testing a program that performs some calculations

Four different contexts:

1. It is used occasionally as part of a computer game
2. It is part of an early prototype of a commercial accounting package
3. It is part of a financial software package that is about to be shipped
4. It is part of a controller for a medical device

For each context:

What is your mission?

How aggressively will you hunt for bugs?

Which bugs are the most important?

How much will you worry about:

↳ performance?

↳ polish of the user interface?

↳ precision of calculations?

↳ security & data protection?

How extensively will you document your test process?

What other information will you provide to the project?

source: adapted from Kener 2006



Good tests have...

Power

when a problem exists, the test will find it

Validity

problems found are genuine problems

Value

test reveals things clients want to know

Credibility

test is a likely operational scenario

Non-redundancy

provides new information

Repeatability

easy and inexpensive to re-run

Maintainability

test can be revised as product is revised

Coverage

Exercises the product in a way not already tested for

Ease of evaluation

results are easy to interpret

Diagnostic power

helps pinpoint the cause of problems

Accountability

You can explain, justify and prove you ran it

Low cost

time & effort to develop + time to execute

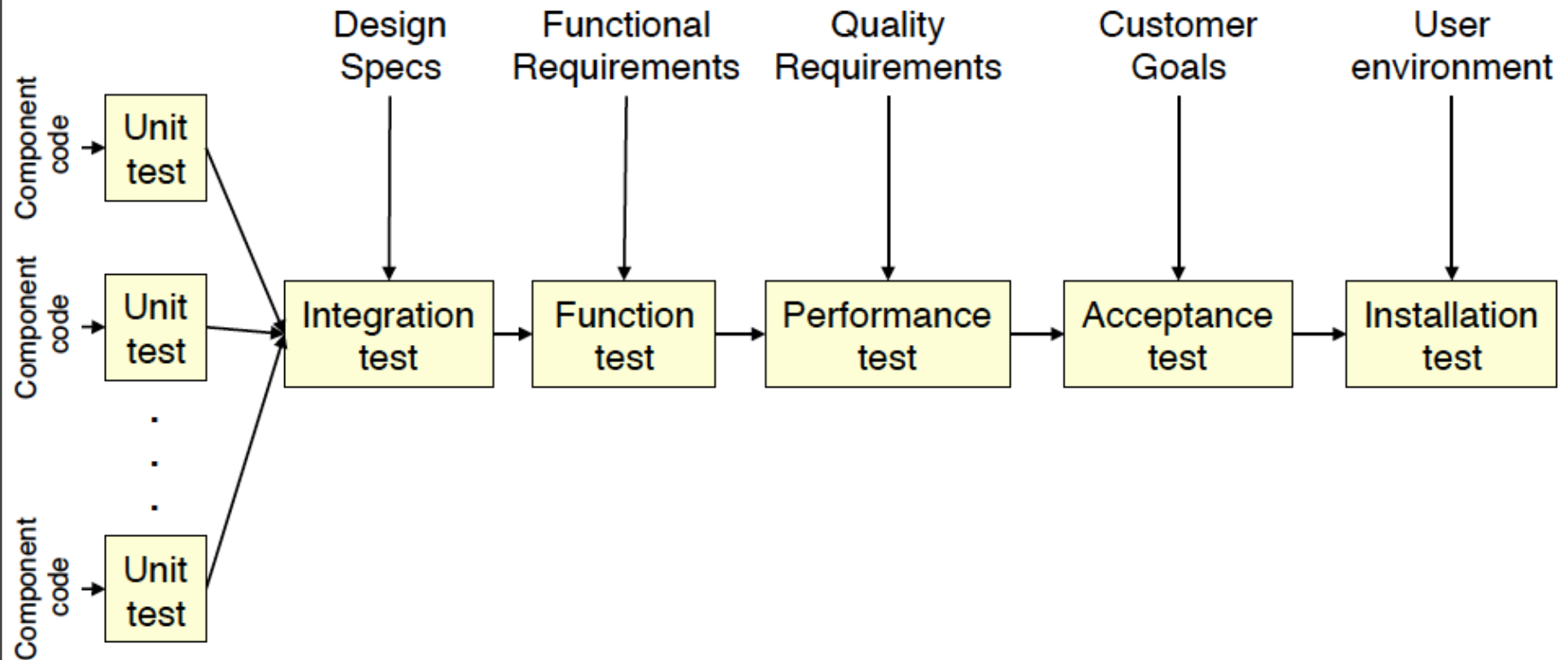
Low opportunity cost

is a better use of your time than other things you could be doing...

source: adapted from Kener 2006



Types of Testing



source: adapted from Pfleeger & Atlee 2006



Coverage 1: Structural

```
boolean equal (int x, y) {  
  /* effects: returns true if  
    x=y, false otherwise  
  */  
  if (x == y)  
    return (TRUE)  
  else  
    return (FALSE)  
}
```

Naïve Test Strategy

pick random values for x and y and test 'equals' on them

But:

...we might never test the first branch of the 'if' statement

So:

Need enough test cases to cover every branch in the code



Coverage 2: Functional

```

int maximum (list a)
/* requires: a is a list of
integers
effects: returns the maximum
element in the list
*/

```

Naïve Test Strategy

generate lots of lists and test maximum on them



But:

we haven't tested off-nominal cases:
empty lists,
non-integers,
negative integers,

So:

Need enough test cases to cover every kind of input the program might have to handle

Input	Output	Correct?
3 16 4 32 9	32	Yes
9 32 4 16 3	32	Yes
22 32 59 17 88 1	88	Yes
1 88 17 59 32 22	88	Yes
1 3 5 7 9 1 3 5 7	9	Yes
7 5 3 1 9 7 5 3 1	9	Yes
9 6 7 11 5	1	Yes
5 11 7 6 9	1	Yes
561 13 1024 79 86 222 97	1024	Yes
97 222 86 79 1024 13 561	1024	Yes



Coverage 3: Behavioural

Naïve Test Strategy:

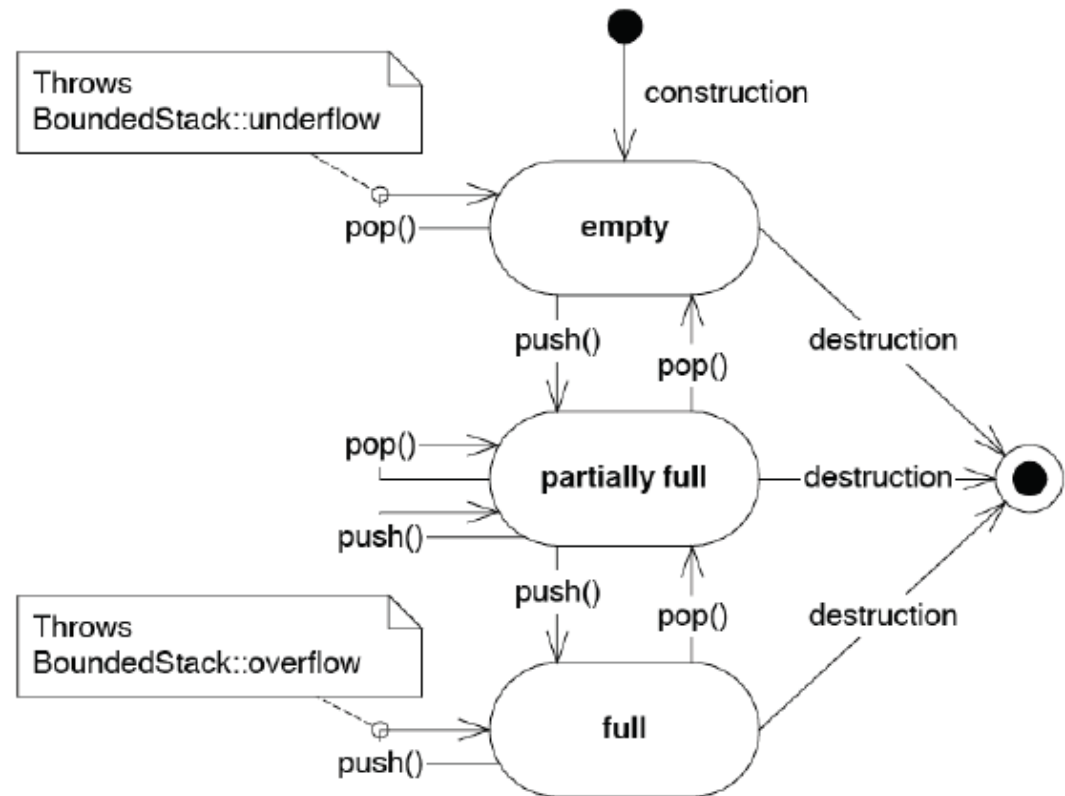
Push and pop things off the stack and check it all works

But:

Might miss full and empty stack exceptions

So:

Need enough tests to exercise every event that can occur in each state that the program can be in





Integration Testing

Source: Adapted from van Vliet 1999, section 13.9

Unit testing

each unit is tested separately to check it meets its specification

Integration testing

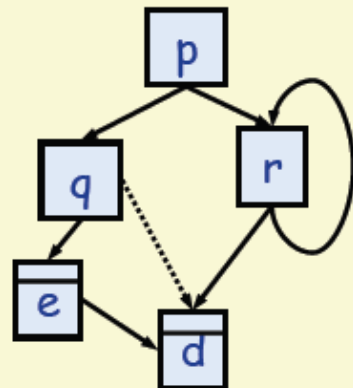
units are tested together to check they work together

two strategies:

Bottom up

for this dependency graph, test order is:

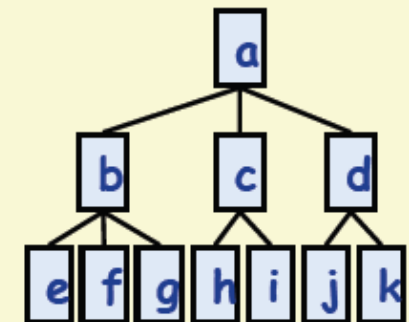
- 1) d
- 2) e and r
- 3) q
- 4) p



Top down

for this structure chart the order is:

- 1) test a with stubs for b, c, and d
- 2) test a+b+c+d with stubs for e...k
- 3) test whole system



Integration testing is hard:

much harder to identify equivalence classes

problems of scale

tends to reveal specification errors rather than integration errors



Other system tests

Other things to test:

facility testing - does the system provide all the functions required?

volume testing - can the system cope with large data volumes?

stress testing - can the system cope with heavy loads?

endurance testing - will the system continue to work for long periods?

usability testing - can the users use the system easily?

security testing - can the system withstand attacks?

performance testing - how good is the response time?

storage testing - are there any unexpected data storage issues?

configuration testing - does the system work on all target hardware?

installation testing - can we install the system successfully?

reliability testing - how reliable is the system over time?

recovery testing - how well does the system recover from failure?

serviceability testing - how maintainable is the system?

documentation testing - is the documentation accurate, usable, etc.

operations testing - are the operators' instructions right?

regression testing - repeat all testing every time we modify the system!



break, then tutorial